



Thank you so much for attending today's concert. We hope you enjoyed listening to the music, and we hope you'll continue investigating music on your own. To help you get started, here are a few activities to try at home:

Creating a Soundscape:

1. Sit somewhere quietly, **listen** for a few minutes, and **write** down all the sounds you hear.
2. **Read** your words out loud to a friend or parent.
3. **Find** sound makers, objects or instruments that can make sounds similar to the sounds you wrote down.
4. Using your "instruments," **recreate** the sounds you wrote down. Now it's a piece of music!

My Musical World ... A Game of Music Concoctions ...

MATERIALS: The Music-Path Map (on reverse), paper & pencil, and 2 (or more) people.

To Begin:

Imagine you are a composer. And your job is to compose a piece that paints a picture of your life right now by combining songs, dances, games, and sounds that you hear all the time.

1. Make a list of the top five songs you like to sing
2. Next, make a list of any music you know that makes you dance.
3. Make a list of games you like to play that use songs.
They could be hand clapping or jump rope games or even video games!
4. Finally, make a list of sounds you hear every day. These can be sounds from inside your home, sounds you hear on the way to school, sounds in school, or even sounds you hear when you are playing with friends.

Now Imagine!

Cast your mind across these four lists and imagine the sounds colliding into one another, creating a great piece of music where all the sounds and music have a place and a time in a great symphony of your life.

In Each Turn:

1. Write a few words from each category in the ovals on the Music Path Map. You can write descriptive words for the "sounds" category and write a few memorable lyrics for the remaining categories
2. Draw a line from one oval to another until each oval has been represented.
3. After you have created a path including your favorites, play your way along it by vocalizing what is in each oval one after another.
4. Try going as quickly along your path as you can. Explore going as slowly as you can.
5. Teach a friend or relative how to vocalize across your concoction of your own music.



My Musical World

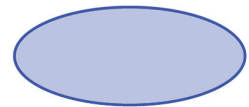
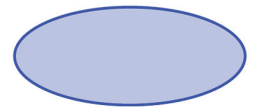


... A Game of Music Concoctions ...

Music-Path Map

MY SONGS



MY GAMES



MY DANCES

MY SOUNDS

